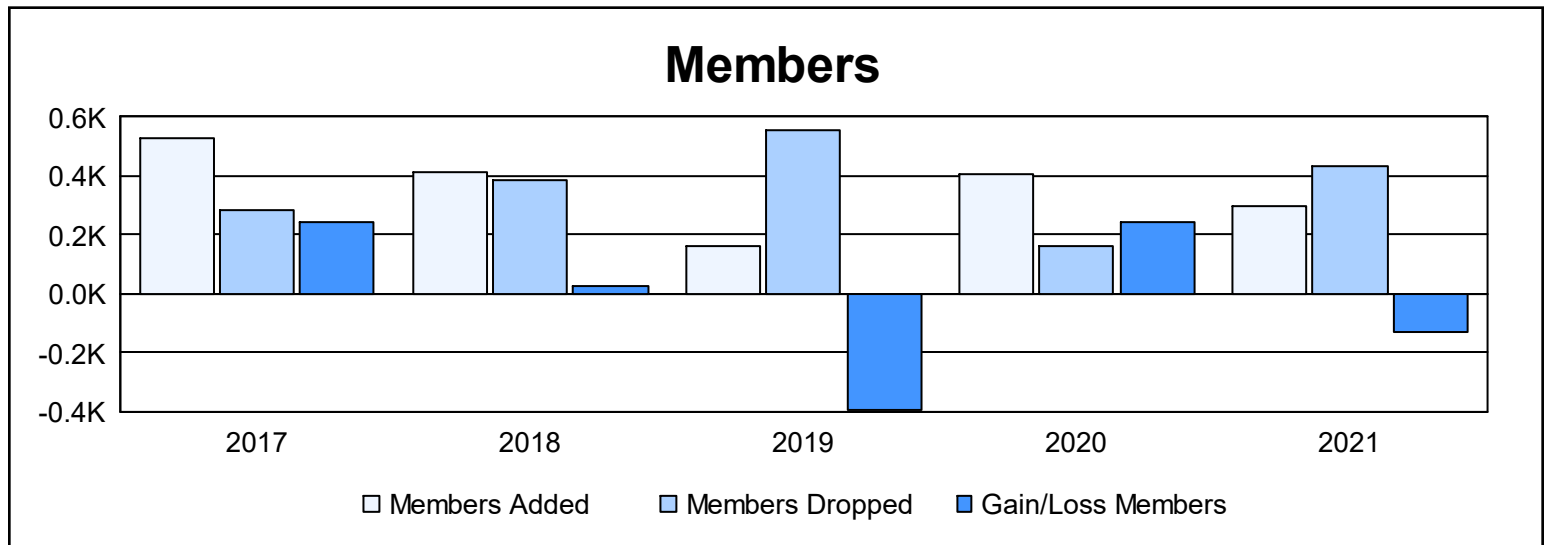
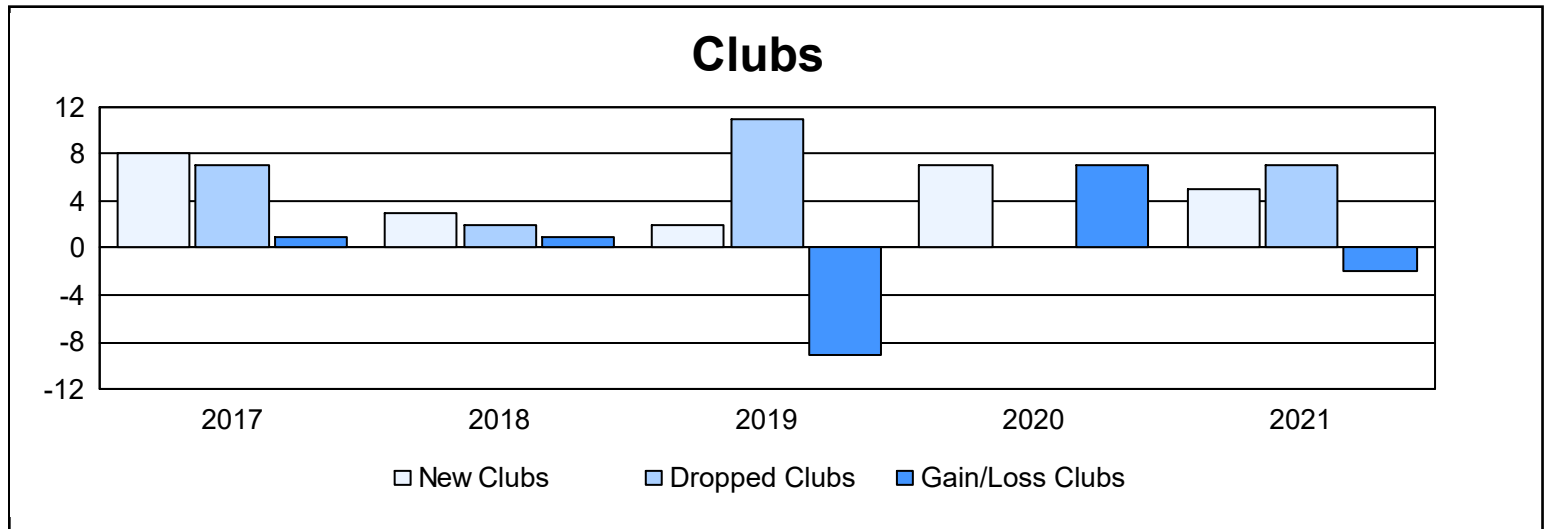
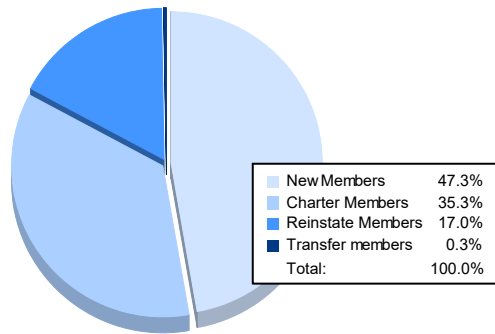


Year	New Clubs	Dropped Clubs	Gain/ Loss Clubs	New Members	Charter Members	Reinstate Members	Transfer Members	Total Member Added	Total Members Dropped	Gain/ Loss Members
2016-2017	8	7	1	335	182	8	1	526	284	242
2017-2018	3	2	1	236	109	64	1	410	386	24
2018-2019	2	11	-9	67	62	34	0	163	556	-393
2019-2020	7	0	7	180	190	33	2	405	161	244
2020-2021	5	7	-2	142	106	51	1	300	433	-133
<b>Average</b>	<b>5</b>	<b>5</b>	<b>0</b>	<b>192</b>	<b>130</b>	<b>38</b>	<b>1</b>	<b>361</b>	<b>364</b>	<b>-3</b>



### Membership Composition June 2021 Cumulative



### Gender Composition June 2021 Cumulative

